

DIVISION: 09 00 00 - FINISHES

Section: 09 22 36 - Lath

REPORT HOLDER:

ClarkDietrich®
9050 Centre Pointe Drive, Suite 400
West Chester, OH 45069
513-870-1100
www.clarkdietrich.com

REPORT SUBJECT:

ClarkDietrich® Expanded Metal Lath and Metal Lath Accessories

1.0 SCOPE OF EVALUATION

1.1 This Research Report addresses compliance with the following Codes:

- 2021, 2018 and 2015 *International Building Code*® (IBC)
- 2021, 2018 and 2015 *International Residential Code*® (IRC)
- 2020 Florida Building Code - Building (FBC-B) (see Section 9)
- 2020 Florida Building Code - Residential (FBC-R) (see Section 9)
- 2019, 2022 California Building Code (CBC) (see Section 10)
- 2019, 2022 California Residential Code (CRC) (see Section 10)

1.2 ClarkDietrich® Expanded Metal Lath and Metal Lath Accessories has been evaluated for the following properties:

- Physical Properties

1.3 ClarkDietrich® Expanded Metal Lath and Metal Lath Accessories has been evaluated for the following uses:

- Metal lath and metal lath accessories described in this report comply with Section 2507.2 of the IBC, FBC-B and CBC, and Section R703.7.1 of the IRC, FBC-R and CRC.,

2.0 STATEMENT OF COMPLIANCE

ClarkDietrich® Expanded Metal Lath and Metal Lath Accessories complies with the Codes listed in Section 1.1, for the properties stated in Section 1.2 and uses stated in Section 1.3, when installed as described in this report, including the Conditions of Use stated in Section 6.

3.0 DESCRIPTION

3.1 ClarkDietrich® Expanded Diamond Mesh Metal Lath and Self-Furring Lath is galvanized expanded metal lath complying with ASTM C847, fabricated from steel complying with ASTM A653 with a G60 galvanized coating. Products are available in a nominal sheet thickness of 1/8 inch thick, 27 inches by 97-inch sheets, with nominal weights of 2.5 lb/yd² or 3.4 lb/yd².

3.1.1 Expanded diamond mesh lath is a flat metal lath (see Figure 1), and the self-furring lath is a dimpled or grooved metal lath (see Figure 3).

3.1.2 Expanded diamond mesh lath and self-furring lath are available with a paper-backing water-resistive barrier, complying with ICC-ES AC308, Acceptance Criteria for Water-Resistive Barriers. See Figure 2.

3.2 ClarkDietrich® 3/8-inch rib lath, and Cornerite™ are manufactured of galvanized expanded metal lath complying with ASTM C847, fabricated from steel complying with ASTM A653 with a G60 galvanized coating.

3.2.1 Strip lath is a flat expanded metal strip used as plaster reinforcement over joints. Strip lath is available in 4 inches by 96 inch or 6 inches by 96-inch strips, with a minimum weight of 1.75 lb/yd². See Figure 4.

3.2.2 The 3/8-inch rib lath is a herringbone mesh pattern with longitudinal solid steel 3/8-inch ribs, spaced 4 inches on center. Rib lath is available in 27 inches by 97-inch sheets, with a nominal weight of 3.4 lb/yd². See Figure 5.



3.2.3 Cornerite™ is used as reinforcement for inner plaster corners and available with legs of 2" or 3" with lengths up to 96 inches, and minimum weight of 1.75 lb/yd². See Figure 6.

3.3 ClarkDietrich® #1A Expanded Flange Corner Bead is used as reinforcement for outer plaster corners, manufactured in accordance with ASTM C1861 Table 1 in galvanized steel or zinc. Flanges are minimum 2-7/8 inches in length. See Figure 7.

3.3.1 The galvanized steel expanded corner beads comply with ASTM A653 having a G60 coating.

3.3.2 The zinc expanded corner beads comply with ASTM specification B69 and are manufactured in accordance with ASTM C1861 Table 1.

4.0 PERFORMANCE CHARACTERISTICS

4.1 Metal lath products have a fire-resistance rating as identified in Table 721.1(2) of the IBC, FBC-B, and CBC when installed in accordance with Section 5.1 of this report and Section 721 of the IBC, FBC-B and CBC.

4.2 The expanded metal lath allowable shear value is 180 pounds per linear foot when the lath is designed and constructed in accordance with Section 2306.3 of the IBC, FBC-B, and CBC, and 2211.1 of the IBC, FBC-B, and CBC for wood framing and steel framing, respectively.

4.3 Walls resisting seismic loads shall be subject to the limitations of ASCE 7 Section 12.2.1.

5.0 INSTALLATION

5.1 ClarkDietrich® Expanded Metal Lath and Metal Lath Accessories must be installed in accordance with the manufacturer's published installation instructions, the applicable Code, and this Research Report. A copy of the manufacturer's instructions must be available on the jobsite during installation.

5.2 Metal lath and metal lath accessories described in this report shall be installed in accordance with Sections 2510.3, 2511, and 2512 of the IBC, FBC-B and CBC, and IRC Section R703.7, as applicable.

5.2.1 Metal lath products that include the water-resistant barrier as described in Section 3.2.2, shall be installed horizontally on vertical walls with the upper layer lapped over the lower layer not less than 2 inches and vertical joints overlapped no less than 2 inches. Where paper-backed metal lath is applied over wood-based sheathing for cement plaster (stucco) reinforcement, water-resistant barriers shall be installed in accordance with Section 2510.6 of the IBC, FBC-B, and CBC.

6.0 CONDITIONS OF USE

6.1 Installation must comply with this Research Report, the manufacturer's published installation instructions, and the applicable Code. In the event of a conflict, this report governs.

6.2 ClarkDietrich® Metal Lath and Metal Lath Accessories identified in this report are manufactured in accordance with the manufacturer's approved quality control system with inspections by Intertek. See Table 1 for approved manufacturing locations.

6.3 The ClarkDietrich® Metal Lath and Metal Lath Accessories is manufactured under a quality control program with inspections by Intertek Testing Services NA, Inc.

7.0 SUPPORTING EVIDENCE

7.1 Manufacturer's drawings and installation instructions.

7.2 Reports of testing and engineering analysis in accordance with ICC-ES AC191, Acceptance Criteria for Metal Plaster Bases (Lath), approved March 2016.

7.3 Documentation of an Intertek approved quality control system for the manufacturing of products recognized in this report.





8.0 IDENTIFICATION

The ClarkDietrich® Expanded Metal Lath and Metal Lath Accessories is/are identified with the manufacturer's name (ClarkDietrich™), address and telephone number, the product name (ClarkDietrich® Expanded Metal Lath and Metal Lath Accessories), Product name (weight) and dimensions, on metal lath the statement "ASTM C847", the Intertek Mark as shown below, and the Code Compliance Research Report number (CCRR-0204) placed on skids (bundles).



9.0 FLORIDA BUILDING CODE

9.1 Scope of Evaluation:

The ClarkDietrich® Expanded Metal Lath and Metal Lath Accessories were evaluated for compliance with the 2020 *Florida Building Code – Building, Florida Building Code – Residential*.

9.2 Conclusion:

The ClarkDietrich® Expanded Metal Lath and Metal Lath Accessories described in Sections 2.0 through 7.0 of this Research Report, comply with the 2020 *Florida Building Code – Building and Florida Building Code – Residential* and subject to the following conditions:

- Use of the ClarkDietrich® Expanded Metal Lath and Metal Lath Accessories for compliance with the High-Velocity Hurricane Zone provisions of the 2020 *Florida Building Code – Building* and the *Florida Building Code – Residential, including the High-Velocity Hurricane Zones provisions*.
- Intertek is a quality assurance entity approved by the Florida Building Commission.

10.0 CALIFORNIA BUILDING CODE

10.1 Scope of Evaluation: The Metal Lath and Metal Lath Accessories were evaluated for compliance with the 2019 and 2022 California Building Code and California Residential Code.

10.2 Conclusion: The Metal Lath and Metal Lath Accessories, described in Sections 2.0 through 7.0 of this Research Report, comply with the 2019 and 2022 California Building Code and California Residential Code.

11.0 CODE COMPLIANCE RESEARCH REPORT USE

11.1 Approval of building products and/or materials can only be granted by a building official having legal authority in the specific jurisdiction where approval is sought.

11.2 Code Compliance Research Reports shall not be used in any manner that implies an endorsement of the product by Intertek.

11.3 Reference to the <https://bpdirectory.intertek.com> is recommended to ascertain the current version and status of this report.

This Code Compliance Research Report ("Report") is for the exclusive use of Intertek's Client and is provided pursuant to the agreement between Intertek and its Client. Intertek's responsibility and liability are limited to the terms and conditions of the agreement. Intertek assumes no liability to any party, other than to the Client in accordance with the agreement, for any loss, expense or damage occasioned by the use of this Report. Only the Client is authorized to permit copying or distribution of this Report and then only in its entirety, and the Client shall not use the Report in a misleading manner. Client further agrees and understands that reliance upon the Report is limited to the representations made therein. The Report is not an endorsement or recommendation for use of the subject and/or product described herein. This Report is not the Intertek Listing Report covering the subject product and utilized for Intertek Certification and this Report does not represent authorization for the use of any Intertek certification marks. Any use of the Intertek name or one of its marks for the sale or advertisement of the tested material, product or service must first be approved in writing by Intertek.





TABLE 1 – MANUFACTURING LOCATIONS

<p>ClarkDietrich® - BALTIMORE 4601 North Point Blvd. Baltimore, MD 21219</p>	<p>ClarkDietrich® - RIVERSIDE 6510 General Drive Riverside, CA 92509</p>
<p>ClarkDietrich® - DADE CITY 38020 Pulp Drive Dade City, FL 33523</p>	<p>ClarkDietrich® - VIENNA 1455 Ridge Road Vienna, OH 44473</p>
<p>ClarkDietrich® - DALLAS 10340 Denton Drive Dallas, TX 75220</p>	<p>ClarkDietrich® - WOODLAND 1685 Tide Court Woodland, CA 95776</p>




FIGURE 1 – DIAMOND MESH LATH






FIGURE 2 – PAPER BACKED LATH



V-Grooved



Dimpled

FIGURE 3 – SELF-FURRING LATH






FIGURE 4 – STRIP LATH

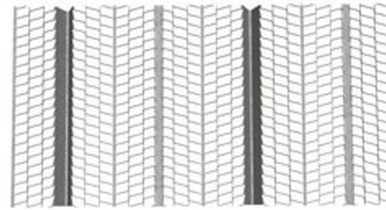


FIGURE 5 – 3/8" RIB LATH



FIGURE 6 – CORNERITE™



FIGURE 7 – 1-A EXPANDED CORNER BEAD