

CLARKDIETRICH BUILDING SYSTEMS, LLC

ACOUSTICAL PERFORMANCE TEST REPORT

SCOPE OF WORK

ASTM E90 AND ASTM E492 TESTING ON CERAMIC TILE ON NOBLESEAL CIS

SPECIMEN TYPE

Weyerhaeuser TJI Assembly - 305 mm (12") - ClarkDietrich® Sound Clip - Two-Layers
USG SHEETROCK® Brand FIRECODE® C Core

REPORT NUMBER

J4776.07-113-11-R2

TEST DATE

03/13/19

ISSUE DATE

04/15/19

REVISED DATE

05/25/21

RECORD RETENTION END

03/13/23

PAGES

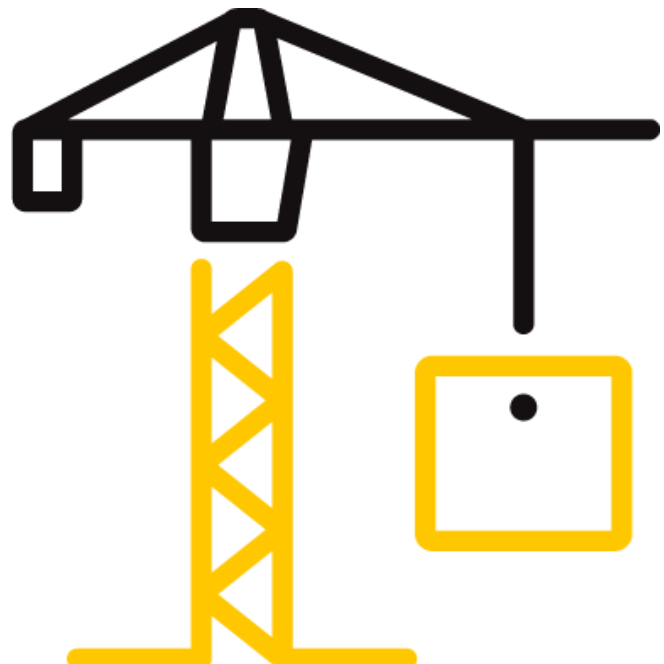
12

DOCUMENT CONTROL

ATI 00629 (03/21/18)

RTTDS-R-AMER-Test-2844

© 2017 INTERTEK



TEST REPORT FOR CLARKDIETRICH BUILDING SYSTEMS, LLC

Report No.: J4776.07-113-11-R2

Date: 05/25/21

REPORT ISSUED TO

CLARKDIETRICH BUILDING SYSTEMS, LLC

9100 Centre Pointe Drive, Suite 210

West Chester, Ohio 45069

SECTION 1

SCOPE

Intertek Building & Construction (B&C) was contracted by ClarkDietrich Building Systems, LLC to perform testing in accordance with ASTM E90 AND ASTM E492 on Ceramic Tile on Nobleseal CIS. Results obtained are tested values and were secured by using the designated test method(s). Testing was conducted in the VT test chambers at Intertek B&C located in York, Pennsylvania.

This report does not constitute certification of this product nor an opinion or endorsement by this laboratory.

SECTION 2

SUMMARY OF TEST RESULTS

DATA FILE NO.	J4776.07
SERIES/MODEL:	Ceramic Tile on Nobleseal CIS
STC	63
IIC	56

COMPLETED BY:	Cody R. Snyder
TITLE:	Technician - Acoustical Testing
SIGNATURE:	
DATE:	05/25/21

COMPLETED BY:	Daniel B. Mohler
TITLE:	Project Lead - Acoustical Testing
SIGNATURE:	
DATE:	05/25/21

This report is for the exclusive use of Intertek's Client and is provided pursuant to the agreement between Intertek and its Client. Intertek's responsibility and liability are limited to the terms and conditions of the agreement. Intertek assumes no liability to any party, other than to the Client in accordance with the agreement, for any loss, expense or damage occasioned by the use of this report. Only the Client is authorized to permit copying or distribution of this report and then only in its entirety. Any use of the Intertek name or one of its marks for the sale or advertisement of the tested material, product or service must first be approved in writing by Intertek. The observations and test results in this report are relevant only to the sample(s) tested. This report by itself does not imply that the material, product, or service is or has ever been under an Intertek certification program.



TEST REPORT FOR CLARKDIETRICH BUILDING SYSTEMS, LLC

Report No.: J4776.07-113-11-R2

Date: 05/25/21

SECTION 3**TEST METHODS**

The specimen was evaluated in accordance with the following:

ASTM E90-09 (2016), *Standard Test Method for Laboratory Measurement of Airborne Sound Transmission Loss of Building Partitions*

ASTM E413-16, *Classification for Rating Sound Insulation*

ASTM E492-09(2016)e1, *Standard Test Method for Laboratory Measurement of Impact Sound Transmission Through Floor-Ceiling Assemblies Using the Tapping Machine*

ASTM E989-18, *Classification for Determination of Impact Insulation Class (IIC)*

ASTM E2235-04 (2012), *Standard Test Method for Determination of Decay Rates for Use in Sound Insulation Test Methods*

SECTION 4**MATERIAL SOURCE/INSTALLATION**

The full test specimen was assembled on the day of testing by B&C. All materials provided by the client were installed on an existing B&C assembly (Weyerhaeuser TJI Assembly - 305 mm (12") - ClarkDietrich® Sound Clip - Two-Layers USG SHEETROCK® Brand FIRECODE® C Core) utilizing B&C-supplied materials. The assembly was installed in a steel test frame which was installed into the opening between the source and receive rooms in the test chamber. The test frame was isolated from the structure with dense neoprene gasket.

The total weight of the floor/ceiling assembly was 1223.5 kg / 2696.6 lbs. B&C will store samples of the test specimen for four years. Photographs of the test specimen are included in the report. The client did not supply drawings of the test specimen.

B&C will service this report for the entire test record retention period. Test records, such as detailed drawings, datasheets, representative samples of test specimens, or other pertinent project documentation, will be retained by B&C for the entire test record retention period.

TEST REPORT FOR CLARKDIETRICH BUILDING SYSTEMS, LLC

Report No.: J4776.07-113-11-R2

Date: 05/25/21

**SECTION 5
EQUIPMENT**

INSTRUMENT	MANUFACTURER	MODEL	DESCRIPTION	ASSET #	CAL DATE
Data Acquisition Unit	National Instruments	PXI-4462	Data Acquisition Card	INT00977	08/18 *
Data Acquisition Unit	National Instruments	PXI-4462	Data Acquisition Card	65124	05/18 *
Data Acquisition Unit	National Instruments	PXI-4462	Data Acquisition Card	63763-1	06/18 *
Microphone Calibrator	Norsonic	Nor1251	Acoustical Calibrator	65105	06/18
Receive Room Microphone	PCB Piezotronics	378C20	Microphone and Preamplifier	65617	06/18
Receive Room Microphone	PCB Piezotronics	378B20	Microphone and Preamplifier	64340	09/18
Receive Room Microphone	PCB Piezotronics	378B20	Microphone and Preamplifier	63745	06/18
Receive Room Microphone	PCB Piezotronics	378B20	Microphone and Preamplifier	63746	09/18
Receive Room Microphone	PCB Piezotronics	378B20	Microphone and Preamplifier	63747	07/18
Receive Room Environmental Indicator	Comet	T7510	Temperature and Humidity Transmitter	63810	10/18
				63811	10/18
Source Room Microphone	PCB Piezotronics	378C20	Microphone and Preamplifier	63744	04/18
Source Room Microphone	PCB Piezotronics	378C20	Microphone and Preamplifier	63739	04/18
Source Room Microphone	PCB Piezotronics	378C20	Microphone and Preamplifier	63740	04/18
Source Room Microphone	PCB Piezotronics	378C20	Microphone and Preamplifier	INT00653	01/19
Source Room Microphone	PCB Electronics	378C20	Microphone and Preamplifier	63741	04/18
Source Room Environmental Indicator	Comet	T7510	Temperature and Humidity Transmitter	63812	10/18
Tapping Machine	Norsonic	Nor277	Tapping Machine	INT00936	12/18

* The calibration frequency for this equipment is every two years per the manufacturer's recommendation.

VT RECEIVE ROOM VOLUME	157.31 m ³ (5555.47 ft ³)
VT SOURCE ROOM VOLUME	190 m ³ (6709.79 ft ³)

**SECTION 6
LIST OF OFFICIAL OBSERVERS**

NAME	COMPANY
Cody R. Snyder	Intertek B&C
Daniel B. Mohler	Intertek B&C

TEST REPORT FOR CLARKDIETRICH BUILDING SYSTEMS, LLC

Report No.: J4776.07-113-11-R2

Date: 05/25/21

SECTION 7**TEST PROCEDURE**

The microphones were calibrated before conducting the tests. The air temperature and relative humidity conditions were monitored and recorded during all measurements. The average temperature and humidity of both the source and received rooms are listed in Sections 10 and 11. The maximum and minimum temperatures and humidities of the receive room from the duration of the test are listed in Sections 12 and 13.

The airborne transmission loss test was conducted in accordance with the ASTM E90 test method using the single direction method. Two background noise sound pressure level and five sound absorption measurements were conducted at each of five microphone positions. Two sound pressure level measurements were made simultaneously in both rooms, at each of five microphone positions.

The impact sound transmission test was conducted in accordance with the ASTM E492 test method. Two background noise sound pressure level, two sound pressure level measurements with the tapping machine operating at each position specified by ASTM E492, and five sound absorption measurements were conducted at each of five microphone positions.

Detailed test procedures, data for flanking limit tests, repeatability measurements, and reference specimen tests are available upon request.

SECTION 8**TEST CALCULATIONS**

The STC (Sound Transmission Class) and IIC (Impact Insulation Class) ratings were calculated in accordance with ASTM E413 and ASTM E989, respectively.

TEST REPORT FOR CLARKDIETRICH BUILDING SYSTEMS, LLC

Report No.: J4776.07-113-11-R2

Date: 05/25/21

SECTION 9

TEST SPECIMEN DESCRIPTION

MATERIAL	Dimensions (mm/inch)	Thickness (mm/inch)	MANUFACTURER AND SERIES	QUANTITY	AVERAGE WEIGHT
Ceramic Tile	304.8 by 304.8 12 by 12	8 / 0.31	Daltile®	10.98 m ² 118.19 ft ²	15.87 kg/m ² 3.25 lb/ft ²
	Note: Laticrete Permacolor grout was placed into the 6.35 mm (0.25") joints between the ceramic tile and wiped clean. The ceramic tile was placed onto a bed of Laticrete Platinum 254 mortar. The mortar was set using a 6.35 mm by 6.35 mm (1/4" by 1/4") trowel. Both the grout and mortar were allowed to cure to manufacturer's specifications.				
Sound Reduction Membrane	3023 by 1219.2 119 by 48	0.8 / 0.03	NobleSeal® CIS	10.98 m ² 118.19 ft ²	0.9 kg/m ² 0.18 lb/ft ²
	Note: A sheet of 2 mil polyethylene plastic was adhered to the subfloor topping with 3M Super 77 spray adhesive. The underlayment was adhered to the sheeting with NobleBond 21 adhesive, which was spread using a 1.59 mm by 1.59 mm by 1.59 mm (1/16" by 1/16" by 1/16") trowel. Adhesive was allowed to cure per manufacturer's specifications.				
Floor Underlayment	3022.6 by 3632.2 119 by 143	25.4 / 1	USG Levelrock® Brand 2500	10.98 m ² 118.19 ft ²	49.8 kg/m ² 10.2 lb/ft ²
	Note: Poured directly onto the subfloor underlayment, cured a minimum of 14 days. The gypsum panel had a closed cell foam perimeter isolation. No noticeable shrinkage or cracking was visible on the specimen.				
Sound Attenuation Mat	3023 by 1003.3 119 by 39.5	6.4 / 0.25	USG Levelrock® Brand SAM-N25™	10.98 m ² 118.19 ft ²	0.49 kg/m ² 0.1 lb/ft ²
	Note: Loose laid with seams overlapping and taped				
Oriented Strand Board Sheathing	1219 by 2438 48 by 96	18.8 / 0.74	N/A	10.98 m ² 118.19 ft ²	13.82 kg/m ² 2.83 lb/ft ²
	Note: Fastened to joists with 76 mm (3") by 3 mm (0.12") framing nails on 203 mm (8") centers along perimeter and 305 mm (12") centers in the field.				
Fiberglass Insulation	520.7 by 3023 20.5 by 119	88.9 / 3.5	Johns Manville Unfaced R-13	10.98 m ² 118.19 ft ²	1.32 kg/m ² 0.27 lb/ft ²
	Note: Installed into the cavities between the joists, stapled flush to the subfloor.				
TJI Joist	57.2 by 3023 2.3 by 119	301.6 / 11.88	Weyerhaeuser TrusJoist® 360	21.16 lin m 69.42 lin ft	4.46 kg/m 3 lb/ft
	Note: Fastened to perimeter frame on 610 mm (24") centers				
Resilient Sound Isolation Clip	76.2 by 36.5 3 by 1.4	31.8 / 1.25	ClarkDietrich® Sound Clip	24 clips	0.06 kg/clip 0.14 lb/clip
	Note: Installed in a 610 mm by 1219 mm (24" by 48") grid pattern.				
Furring/Hat Channel	3657.6 by 76.2 144 by 3	22.3 / 0.88	ClarkDietrich® 087F125-18	21.95 lin m 72 lin ft	0.48 kg/m 0.32 lb/ft
	Note: Installed on 610 mm (24") centers perpendicular to the trusses. The measured thickness of the metal was 0.7 mm (0.03").				
Gypsum Panel	1219 by 3023 48 by 119	12.7 / 0.5	USG SHEETROCK® Brand FIRECODE® C Core	10.98 m ² 118.19 ft ²	9.76 kg/m ² 2 lb/ft ²
	Note: Fastened to the channels on 305 mm (12") centers with 25.4 mm (1") Type S bugle head screws. The seams of the gypsum panels were sealed with Pecora AC-20 FTR caulk and covered with pressure sensitive tape.				
Gypsum Panel	1219 by 3023 48 by 119	12.7 / 0.5	USG SHEETROCK® Brand FIRECODE® C Core	10.98 m ² 118.19 ft ²	9.76 kg/m ² 2 lb/ft ²
	Note: Fastened to the channels on 203 mm (8") centers with 41.3 mm (1-5/8") Type S bugle head screws. The seams of the gypsum panels were sealed with Pecora AC-20 FTR caulk and covered with pressure sensitive tape.				

TEST REPORT FOR CLARKDIETRICH BUILDING SYSTEMS, LLC

Report No.: J4776.07-113-11-R2

Date: 05/25/21

SECTION 10

TEST RESULTS - AIRBORNE SOUND TRANSMISSION LOSS



TEST DATE	3/13/2019				
DATA FILE NO.	J4776.07				
CLIENT	ClarkDietrich Building Systems, LLC				
DESCRIPTION	8 mm (0.31") Daltile® Ceramic Tile, 0.8 mm (0.03") NobleSeal® CIS Sound Reduction Membrane, 25.4 mm (1") USG Levelrock® Brand 2500 Floor Underlayment, 6.4 mm (0.25") USG Levelrock® Brand SAM-N25™ Sound Attenuation Mat, 18.8 mm (0.74") Oriented Strand Board Sheathing, 88.9 mm (3.5") Johns Manville Unfaced R-13 Fiberglass Insulation, 301.63 mm (11.88") Weyerhaeuser TrusJoist® 360 TJI Joist, 31.75 mm (1.25") ClarkDietrich® Sound Clip Resilient Sound Isolation Clip, 22.3 mm (0.88") ClarkDietrich® 087F125-18 Furring/Hat Channel, 12.7 mm (0.5") USG SHEETROCK® Brand FIRECODE® C Core Gypsum Panel, 12.7 mm (0.5") USG SHEETROCK® Brand FIRECODE® C Core Gypsum Panel				
SPECIMEN AREA	10.98 m ²	Receive Temp.	19.7°C (67.4°F)	Source Temp.	21.6°C (70.8°F)
TECHNICIAN	CRS	Receive Humidity	55%	Source Humidity	55%

FREQ (Hz)	BACKGROUND SPL (dB)	ABSORPTION m ²	SOURCE SPL (dB)	RECEIVE SPL (dB)	SPECIMEN TL (dB)	95% CONFIDENCE LIMIT	NUMBER OF DEFICIENCIES
50	33.6	29.6	109	68	38	2.3	-
63	32.2	24.4	108	67	40	4.1	-
80	35.0	17.8	112	70	42	2.9	-
100	25.7	13.3	108	69	39	2.1	-
125	27.2	11.3	107	65	43	1.7	4
160	25.4	10.0	106	65	43	1.4	7
200	20.9	9.2	104	55	50	1.3	3
250	16.2	10.5	102	51	53	0.8	3
315	18.7	9.8	107	52	56	0.8	3
400	11.9	8.4	102	45	59	0.9	3
500	14.0	7.8	102	44	61	0.6	2
630	16.1	7.5	103	43	62	0.5	2
800	17.0	7.6	103	41	64	0.6	1
1000	16.5	7.7	103	40	65	0.4	1
1250	13.0	7.7	103	37	68	0.5	0
1600	8.2	7.9	102	35	70	0.6	0
2000	7.4	8.8	103	36	69	0.3	0
2500	7.2	9.9	101	33	70	0.4	0
3150	6.1	10.8	101	28	74	0.4	0
4000	5.4	12.5	100	26	75	0.4	0
5000	5.9	14.4	100	23	77	0.6	-
6300	6.3	17.9	99	20	79	0.6	-
8000	7.1	23.9	98	15	81	0.9	-
10000	7.8	23.9	99	12	85	1.1	-
STC Rating	63	<i>(Sound Transmission Class)</i>			Sum of Deficiencies	29	

- Notes:**
- 1) Receive Room levels less than 5 dB above the Background levels are highlighted in yellow.
 - 2) Specimen TL levels listed in red are potentially limited by the laboratory flanking limit.
 - 3) Specimen TL levels listed in blue indicate the lower limit of the transmission loss.
 - 4) Specimen TL levels listed in green indicate that there has been a filler wall correction applied

TEST REPORT FOR CLARKDIETRICH BUILDING SYSTEMS, LLC

Report No.: J4776.07-113-11-R2

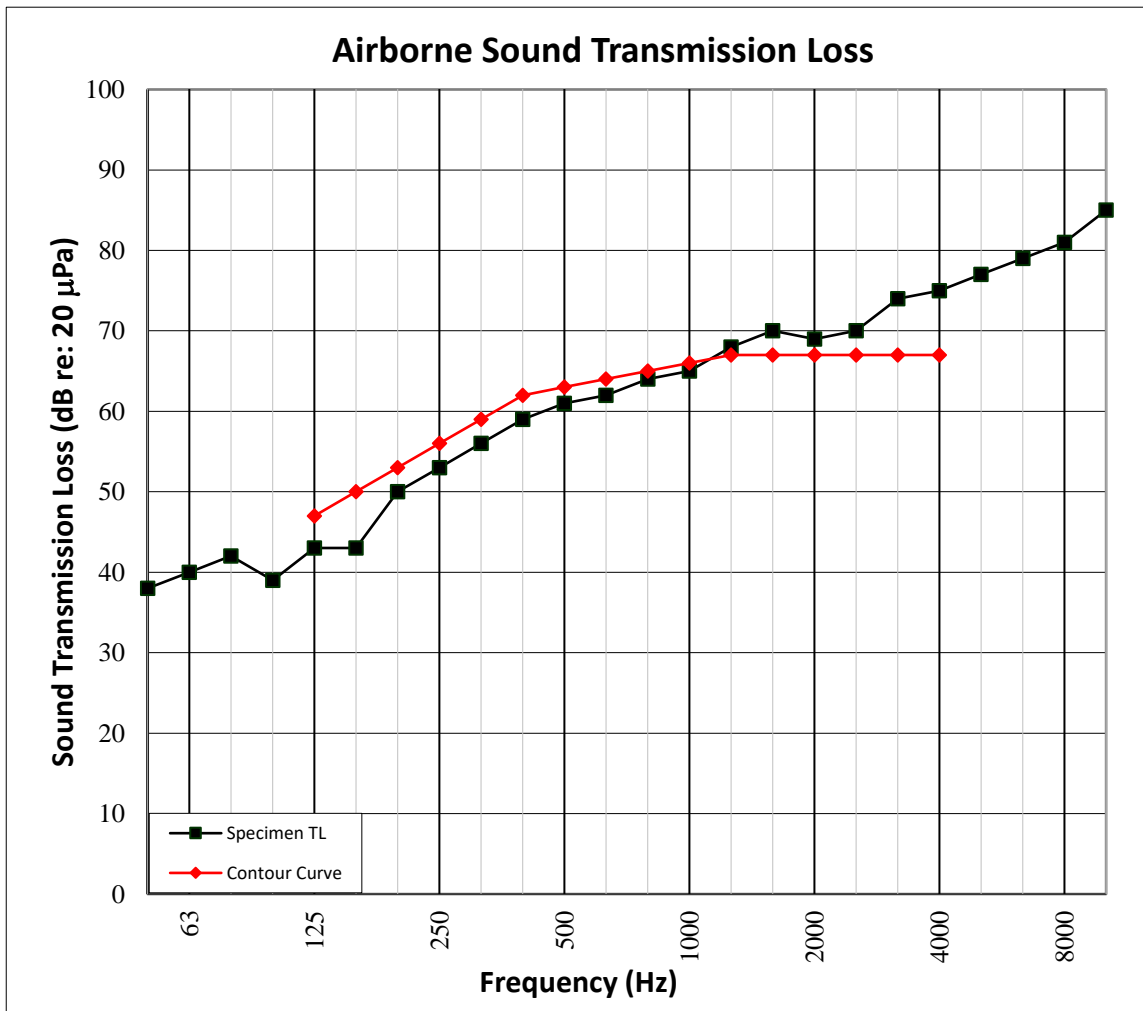
Date: 05/25/21

SECTION 11

TEST RESULTS - AIRBORNE SOUND TRANSMISSION LOSS GRAPH



TEST DATE	3/13/2019				
DATA FILE NO.	J4776.07				
CLIENT	ClarkDietrich Building Systems, LLC				
DESCRIPTION	8 mm (0.31") Daltile® Ceramic Tile, 0.8 mm (0.03") NobleSeal® CIS Sound Reduction Membrane, 25.4 mm (1") USG Levelrock® Brand 2500 Floor Underlayment, 6.4 mm (0.25") USG Levelrock® Brand SAM-N25™ Sound Attenuation Mat, 18.8 mm (0.74") Oriented Strand Board Sheathing, 88.9 mm (3.5") Johns Manville Unfaced R-13 Fiberglass Insulation, 301.63 mm (11.88") Weyerhaeuser TrusJoist® 360 TJI Joist, 31.75 mm (1.25") ClarkDietrich® Sound Clip Resilient Sound Isolation Clip, 22.3 mm (0.88") ClarkDietrich® 087F125-18 Furring/Hat Channel, 12.7 mm (0.5") USG SHEETROCK® Brand FIRECODE® C Core Gypsum Panel, 12.7 mm (0.5") USG SHEETROCK® Brand FIRECODE® C Core Gypsum Panel				
SPECIMEN AREA	10.98 m ²	Receive Temp.	19.7°C (67.4°F)	Source Temp.	21.6°C (70.8°F)
TECHNICIAN	CRS	Receive Humidity	55%	Source Humidity	55%



TEST REPORT FOR CLARKDIETRICH BUILDING SYSTEMS, LLC

Report No.: J4776.07-113-11-R2

Date: 05/25/21

SECTION 12

TEST RESULTS - IMPACT SOUND TRANSMISSION



TEST DATE	3/13/2019				
DATA FILE NO.	J4776.07				
CLIENT	ClarkDietrich Building Systems, LLC				
DESCRIPTION	8 mm (0.31") Daltile® Ceramic Tile, 0.8 mm (0.03") NobleSeal® CIS Sound Reduction Membrane, 25.4 mm (1") USG Levelrock® Brand 2500 Floor Underlayment, 6.4 mm (0.25") USG Levelrock® Brand SAM-N25™ Sound Attenuation Mat, 18.8 mm (0.74") Oriented Strand Board Sheathing, 88.9 mm (3.5") Johns Manville Unfaced R-13 Fiberglass Insulation, 301.63 mm (11.88") Weyerhaeuser TrusJoist® 360 TJI Joist, 31.75 mm (1.25") ClarkDietrich® Sound Clip Resilient Sound Isolation Clip, 22.3 mm (0.88") ClarkDietrich® 087F125-18 Furring/Hat Channel, 12.7 mm (0.5") USG SHEETROCK® Brand FIRECODE® C Core Gypsum Panel, 12.7 mm (0.5") USG SHEETROCK® Brand FIRECODE® C Core Gypsum Panel				
SPECIMEN AREA	10.98 m ²	Maximum Temp.	19.7°C (67.4°F)	Minimum Temp.	19.7°C (67.4°F)
TECHNICIAN	CRS	Max. Humidity	55%	Min. Humidity	55%

FREQ (Hz)	BACKGROUND SPL (dB)	ABSORPTION m ²	NORMALIZED IMPACT SPL (dB)	95% CONFIDENCE LIMIT	NUMBER OF DEFICIENCIES
50	34.5	32.1	63	2.3	-
63	32.8	25.4	60	3.1	-
80	33.8	19.1	60	2.5	-
100	29.1	10.2	61	1.4	5
125	24.9	11.5	63	1.7	7
160	25.9	9.8	60	1.2	4
200	21.6	9.9	59	0.6	3
250	15.7	10.4	59	0.7	3
315	18.4	9.7	57	0.5	1
400	13.6	8.2	54	0.3	0
500	17.3	7.8	56	0.4	2
630	19.3	7.6	57	0.2	4
800	18.8	7.7	54	0.1	2
1000	17.6	7.7	49	0.2	0
1250	14.5	7.6	41	0.1	0
1600	8.6	7.9	37	0.1	0
2000	7.0	8.8	36	0.2	0
2500	6.5	9.9	32	0.1	0
3150	4.6	10.7	23	0.2	0
4000	4.8	12.4	15	0.2	-
5000	5.5	14.5	9	0.3	-
6300	6.0	17.8	8	0.3	-
8000	6.5	23.8	9	0.4	-
10000	6.7	23.8	9	0.5	-
IIC Rating	56	<i>(Impact Insulation Class)</i>		Sum of Deficiencies	31

Notes: Receive Room levels less than 5 dB above the Background levels are highlighted in yellow.

TEST REPORT FOR CLARKDIETRICH BUILDING SYSTEMS, LLC

Report No.: J4776.07-113-11-R2

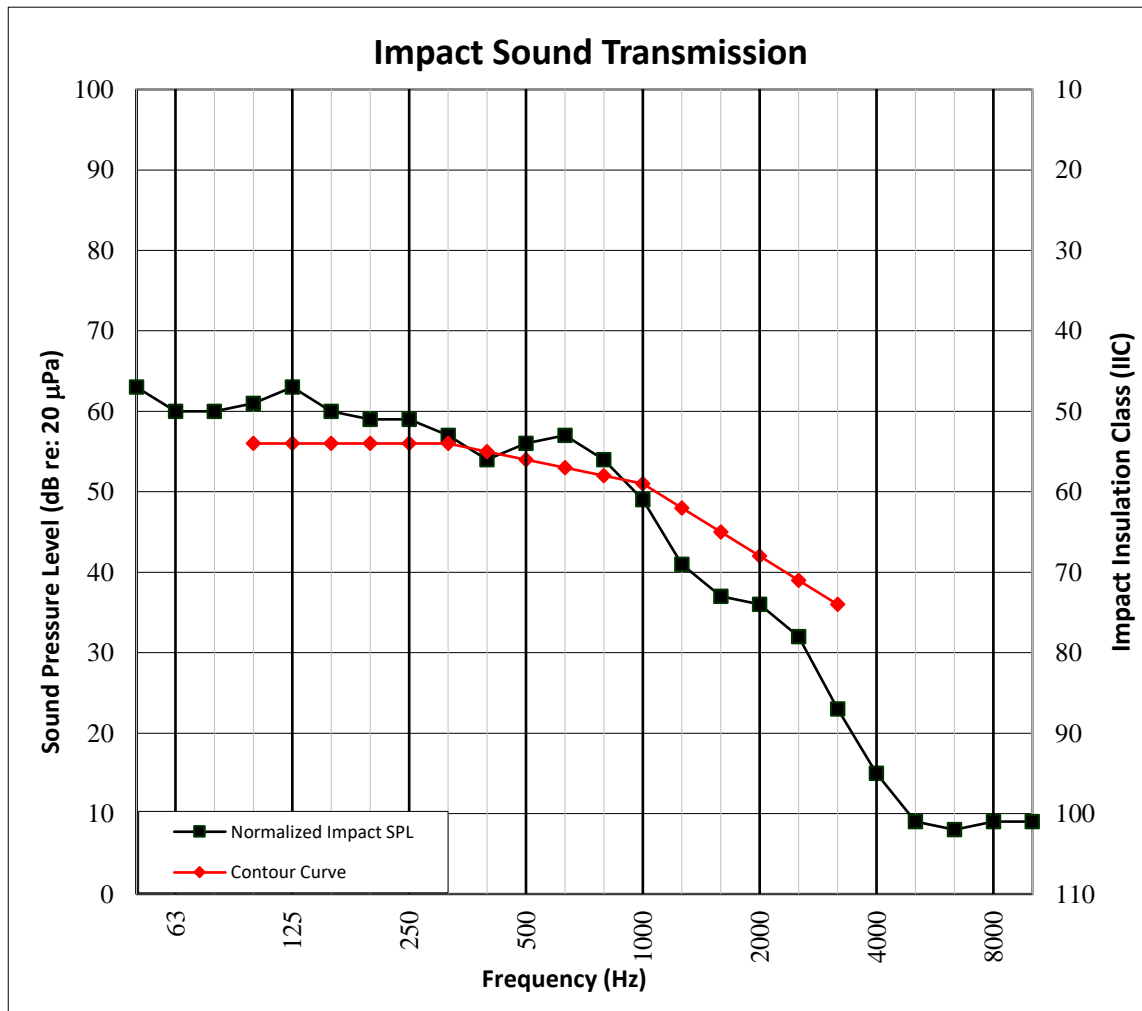
Date: 05/25/21

SECTION 13

TEST RESULTS - IMPACT SOUND TRANSMISSION GRAPH



TEST DATE	3/13/2019				
DATA FILE NO.	J4776.07				
CLIENT	ClarkDietrich Building Systems, LLC				
DESCRIPTION	8 mm (0.31") Daltile® Ceramic Tile, 0.8 mm (0.03") NobleSeal® CIS Sound Reduction Membrane, 25.4 mm (1") USG Levelrock® Brand 2500 Floor Underlayment, 6.4 mm (0.25") USG Levelrock® Brand SAM-N25™ Sound Attenuation Mat, 18.8 mm (0.74") Oriented Strand Board Sheathing, 88.9 mm (3.5") Johns Manville Unfaced R-13 Fiberglass Insulation, 301.63 mm (11.88") Weyerhaeuser TrusJoist® 360 TJI Joist, 31.75 mm (1.25") ClarkDietrich® Sound Clip Resilient Sound Isolation Clip, 22.3 mm (0.88") ClarkDietrich® 087F125-18 Furring/Hat Channel, 12.7 mm (0.5") USG SHEETROCK® Brand FIRECODE® C Core Gypsum Panel, 12.7 mm (0.5") USG SHEETROCK® Brand FIRECODE® C Core Gypsum Panel				
SPECIMEN AREA	10.98 m ²	Maximum Temp.	19.7°C (67.4°F)	Minimum Temp.	19.7°C (67.4°F)
TECHNICIAN	CRS	Max. Humidity	55%	Min. Humidity	55%



TEST REPORT FOR CLARKDIETRICH BUILDING SYSTEMS, LLC

Report No.: J4776.07-113-11-R2

Date: 05/25/21

SECTION 14 PHOTOGRAPHS



Photo No. 1
Construction of Test Specimen



Photo No. 2
Receive Room View of Test Specimen Installation

TEST REPORT FOR CLARKDIETRICH BUILDING SYSTEMS, LLC

Report No.: J4776.07-113-11-R2

Date: 05/25/21

SECTION 15

REVISION LOG

REVISION #	DATE	PAGES	DESCRIPTION
R0	04/15/19	N/A	Original Report Issue
R1	05/20/19	All	Sound clip name corrected
R2	05/25/21	Page 6-10	Drywall thickness corrected